

MacMini version:



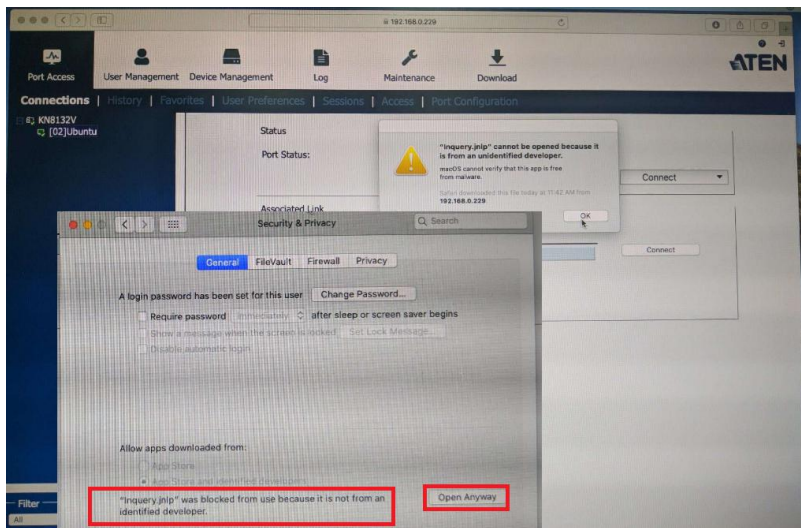
Description on Java:

<https://www.oracle.com/technetwork/java/javase/using-jdk-jre-macos-catalina-5781620.html>

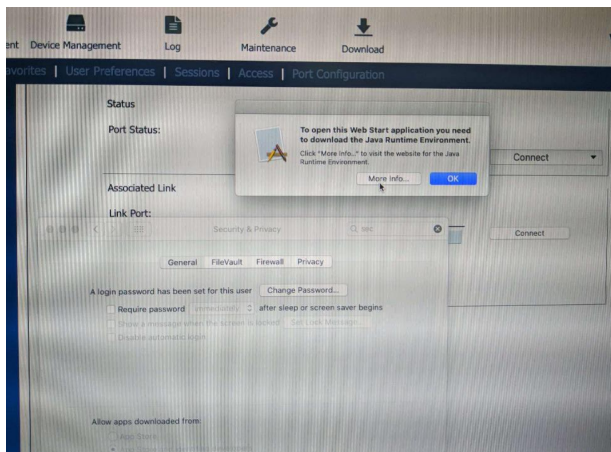
Using Java SE on macOS Catalina

With macOS 10.15, Apple introduced new application security checks, which are used by Gatekeeper to verify the contents of distributed software. When you install or run software for the first time, Gatekeeper verifies that the software has been notarized. See [Notarizing Your App Before Distribution](#).

1. You can try to open KN Java viewer: please open "Security and Privacy", when click on the downloaded "Inquery.jnlp", you shall see "Inquery.jnlp was blocked from use because it is not from an identified developer" on "Security and Privacy": please click on "Open Anyway":



If you see below message:



Please down and install newer java:

<https://java.com/en/download/manual.jsp>

Select the file according to your operating system from the list below to get the latest Java for your computer.

[Remove Older Versions](#) [What is Java?](#)

By downloading Java you acknowledge that you have read and accepted the terms of the Oracle Technology Network License Agreement for Oracle Java SE.

Windows [Which should I choose?](#)

Windows Online Filesize: 1.87 MB	Instructions	After installing Java, you may need to restart your browser in order to enable Java in your browser.
Windows Offline Filesize: 38.24 MB	Instructions	
Windows Offline (64-bit) Filesize: 73.73 MB	Instructions	

If you use 32-bit and 64-bit browsers' interchangeably, you will need to install both 32-bit and 64-bit Java in order to have the Java plug-in for both browsers. [Learn about 64-bit Java for Windows](#)

Mac OS X [Mac FSG](#)

Mac OS X (10.7.3 version and above) Filesize: 30.05 MB	Instructions	After installing Java, you may need to restart your browser in order to enable Java in your browser.
---	------------------------------	--

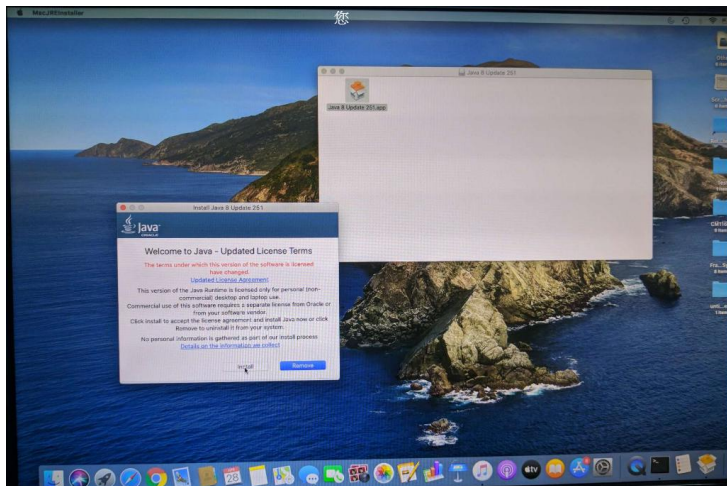
* Oracle Java (Version 7 and later versions) requires an Intel-based Mac running Mac OS X 10.7.3 (Lion) or later and administrator privileges for installation. [More information](#)

Linux

Linux RPM Filesize: 65.41 MB	Instructions	
Linux DEB Filesize: 34.22 MB	Instructions	After installing Java, you will need to enable Java in your browser.
Linux i386 Filesize: 35.46 MB	Instructions	
Linux i686 RPM Filesize: 61.0 MB	Instructions	

Solaris

Solaris SPARC (64-bit) Filesize: 40.28 MB	Instructions	After installing Java, you will need to enable Java in your browser.
Solaris i386 Filesize: 30.09 MB	Instructions	



After installation, please repeat step one and try again:

